




# NLO REPORT COMPILATION

2019



FDI collects data and information from National Dental Associations – its Regular Members with the help of National Liaison Officers (NLOs). Every year NLOs submit NLO (Country) Reports which contain replies to questions on Associations’ communication platforms and publications highlights and achievements national legislation, number of dentists per country, educational requirements, license and registration, CE, recognized oral health professionals, challenges faced by the dental profession, WOHD celebration and NLO duties.

94 National Dental Associations submitted their 2019 reports.

## NDA affiliation to Regional Organizations

*(the list only includes the NDAs which submitted the NLO Reports)*

### **African Regional Organization (ARO):**

- Côte d'Ivoire Dentists Association (Association des Odonto-Stomatologistes de Côte d'Ivoire A.O.S.C.I.)
- Dental Association of Seychelles
- Egyptian Dental Association
- Ethiopian Dental Professionals Association (EDPA)
- Ghana Dental Association
- Kenya Dental Association
- Moroccan Association for Prevention in Oral Health (Association Marocaine de Prévention Bucco-Dentaire - AMPBD)
- National Order of Dental Surgeons of the Democratic Republic of the Congo (Ordre Nationale des Chirurgiens-Dentistes de la République Démocratique du Congo)
- Nigerian Dental Association
- Rwandan Dentists and Stomatologists Association (Association Rwandaise des Chirurgiens Dentistes et Stomatologues)
- Senegalese National Dentists Association (Association Nationale des Chirurgiens-Dentistes Sénégalais – A.N.C.D.S)
- Tanzania Dental Association
- The South African Dental Association
- Uganda Dental Association
- Zimbabwe Dental Association (ZIDA)

### **Asia Pacific Regional Organization (APRO):**

- Afghanistan Dental Association
- Chinese Stomatological Association
- Chinese Taipei Association for Dental Sciences
- Dental Association of Thailand
- Fiji Dental Association
- Hong Kong Dental Association
- Indonesian Dental Association (PDGI)
- Iraqi Dental Association
- Korean Dental Association
- Lebanese Dental Association
- Malaysian Dental Association
- Myanmar Dental Association
- Papua New Guinea Dental Association (PNGDA)
- Singapore Dental Association
- Sri Lanka Dental Association
- Syrian Dental Association
- Dental Society – Emirates Medical Association
- Vanuatu Dental Association

## NDA affiliation to Regional Organizations

*(the list only includes the NDAs which submitted the NLO Reports)*

### European Regional Organization (ERO):

- Albanian Dental Association
- Armenian Dental Association
- Association of Dentists in Republic of Srpska
- Associazione Italiana Odontoiatri
- Associazione Nazionale Dentisti Italiani - ANDI
- Austrian Dental Chamber
- Azerbaijan Stomatological Association
- Belorussian Dental Association
- British Dental Association
- Bulgarian Dental Association (BgDA)
- Croatian Dental Chamber
- Croatian Dental Society
- Cyprus Dental Association
- Czech Dental Chamber
- Danish Dental Association
- Dental Chamber of Kosovo
- Dental Medicine Association, Belgium (SMD - Société de Médecine Dentaire)
- Estonian Dental Association
- Flemish Dental Association (Verbond der Vlaamse Tandartsen - VVT)
- French Dental Association (Association dentaire française - ADF)
- General Council of the Spanish College of Odontologists and Stomatologist (Consejo General de Colegios Odontólogos y Estomatólogos de España)
- Grand Duchy of Luxembourg Dentists' Association (Association des Médecins-Dentistes du Grand-Duché de Luxembourg)
- Hellenic Dental Association
- Hungarian Dental Association (HDA)
- Israel Dental Association
- KNMT (Dutch Dental Association)
- Latvian Dental Association
- Moldavian Association of Stomatologists (MAS)
- Montenegro Dental Chamber
- Polish Chamber of Physicians and Dentists
- Polish Dental Society
- Portuguese Dental Association (Ordem dos Médicos Dentistas)
- Romanian Dental Association of Private Practitioners (RDAPP)
- Romanian Society of Stomatology
- Serbian Dental Association
- Slovak Chamber of Dentists
- Slovenian Dental Association
- Stomatological Association of the Kyrgyz Republic (SAKR)
- Stomatological Society of Greece
- Swiss Dental Association SSO
- The Republic of Srpska Chamber of Doctors in Dentistry
- Turkish Dental Association
- Ukraine Dental Association

## NDA affiliation to Regional Organizations

*(the list only includes the NDAs which submitted the NLO Reports)*

### **Latin American Regional Organization (LARO):**

- Bolivian College of Odontologists (Colegio de Odontologos de Bolivia)
- Chile College of Dental Surgeons (Colegio de Cirujano Dentistas de Chile A.G)
- Colombian Odontological Federation (Federación Odontológica Colombiana)
- Costa Rican College of Dental Surgeons (Colegio de Cirujanos Dentistas de Costa Rica)

### **North American Regional Organization (NARO):**

- American Dental Association
- Canadian Dental Association

### **None:**

- Australian Dental Association Inc
- Finnish Dental Association
- Dental Association of Bosnia and Herzegovina
- Indian Dental Association
- Irish Dental Association
- Japan Dental Association
- Mauritius Dental Association
- New Zealand Dental Association
- Norwegian Dental Association
- Palestinian Dental Association
- Russian Dental Association
- Swedish Dental Association

## Number of dentists per country

*(the list only includes the countries which submitted the NLO Reports)*

India	~ 270000
China	~ 200000
USA	199486
Japan	104908
Russia	62500
Egypt	60000
Colombia	57105
Italy	~ 48000 - 60000
UK	42426
France	42217
Korea, Republic of	31633
Spain	36390
Turkey	34045
Ukraine	25651
Chile	24800
Poland	22300
Iraq	19000
Canada	18719
Australia	17794
Thailand	17753
Romania	~ 17000 - 21350
Indonesia	14232
Portugal	11087
Malaysia	~ 10000
Israel	~ 9000
Greece	8900
Netherlands	8670
Bulgaria	8540
Belgium	~ 8500 - 8840
Czech Republic	8100
Hungary	7788
Sweden	~ 7700
Norway	6936
Serbia	6400
South Africa	6314
Vietnam	> 6000
Costa Rica	5788
Morocco	5500
Croatia	5158
Austria	5131
Lebanese Republic	5130
Myanmar	4812
Switzerland	4800
Finland	~ 4500
Denmark	~ 4450

## Number of dentists per country

*(the list only includes the countries which submitted the NLO Reports)*

Croatia	4424
Nigeria	4012
Azerbaijan	~ 3800
Belarus	3605
UAE	3579
Palestine, State of	3500
Chinese Taipei	3384
Albania	~ 3000
Slovak Republic	2983
New Zealand	2860
Bosnia and Herzegovina	~ 2500 - 3000
Singapore	2500
Sri Lanka	~ 2500
Hong Kong	~ 2390
Ireland	2200
Moldavia	1856
Latvia	1593
Kosovo	1549
Slovenia	1522
Kyrgyz Republic	1350
Kenya	1320
Republic of Srpska	1168
Estonia	1154
Cyprus	1017
Bolivia	1000
Ethiopia	> 850
Côte d'Ivoire	850
Afghanistan	800 – 1100
Armenia	~ 800
Senegal	520
Mauritius	510
Ghana	492
Congo, Democratic Republic of the	458
Montenegro	400
Luxembourg	367
Uganda	330 - 350
Zimbabwe	185
Tanzania	167
Papua New Guinea Dental Association (PNGDA)	130
Fiji	119
Andorra	83
Rwanda	50
Seychelles	16
Vanuatu	6

# License and registration for practicing dentistry

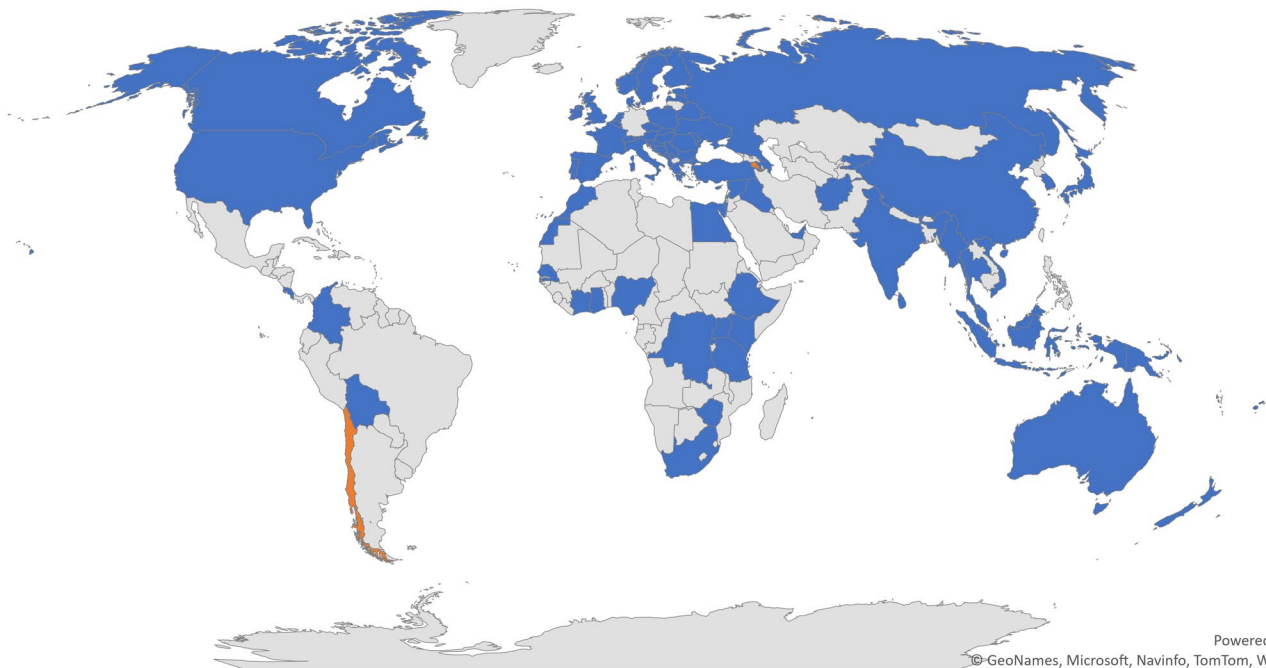
(the list only includes the NDAs / countries which submitted the NLO Reports)

Systems to regulate the dental profession vary around the world. However, in **86 countries** out of the **88** (97%) it is obligatory to have a license/registration for dentists in their country/territory.

In contrast, **2 NDAs** (3%) confirmed that it was not compulsory to get a license to practice in their **countries**.

## Obligation to have a license and registration for practicing dentistry in different countries

- Countries where license/registration is obligatory
- Countries where license/registration is not obligatory



### Africa

License/registration is obligatory in all the 16 countries featured in the reports (100%).

### Asia Pacific

License/registration is obligatory in all the 24 countries featured in the reports (100%).

### Europe

License/registration is obligatory in 41 countries out of the 42 featured in the reports (98%).

### Latin America

License/registration is obligatory in 3 countries out of the 4 featured in the reports (75%).

### North America

License/registration is obligatory in both countries featured in the reports (100%).

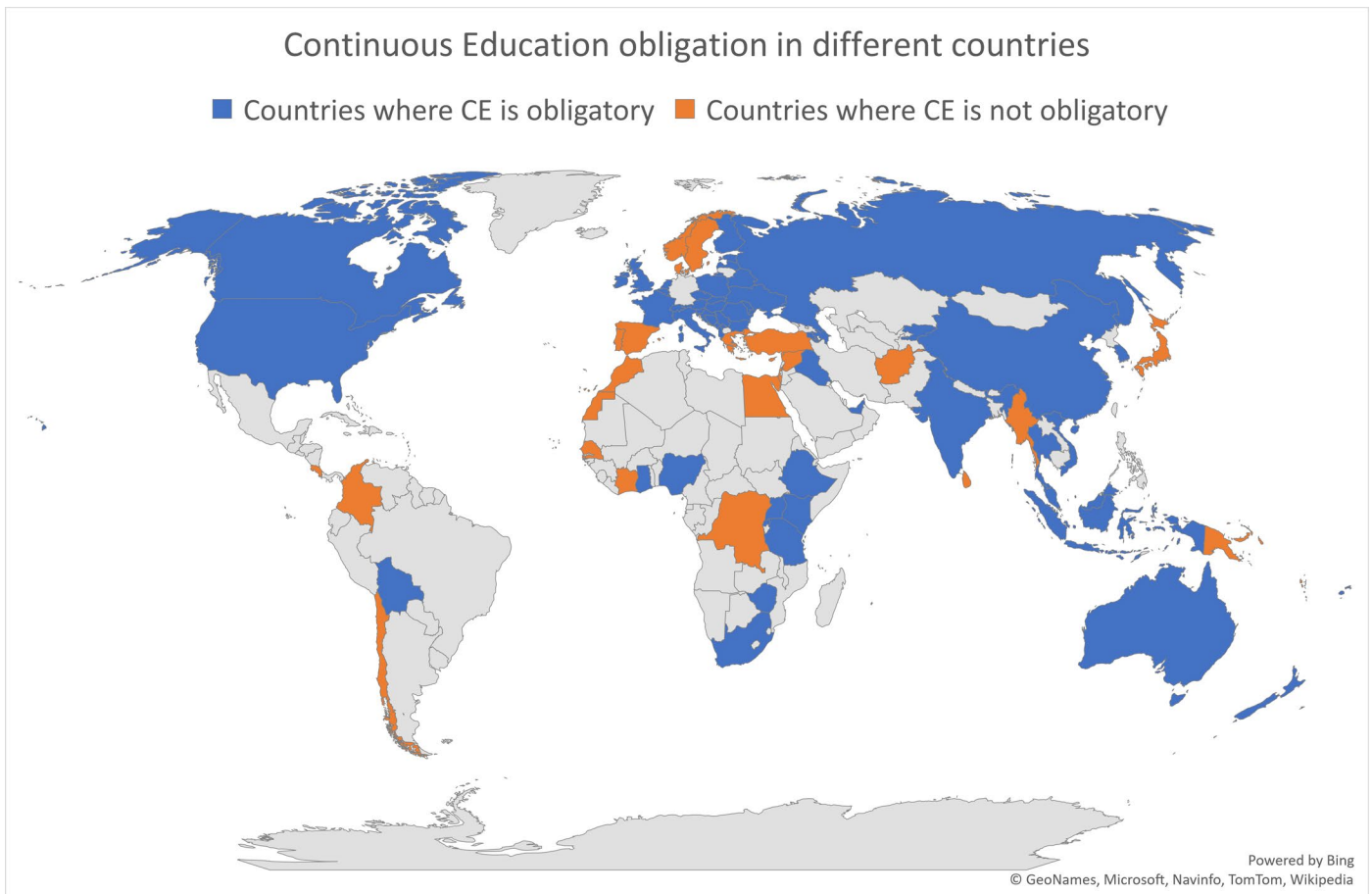


# Continuous Education

*(the list only includes the NDAs / countries which submitted the NLO Reports)*

Development through continuing education is an essential part of the dental profession. It is an important aspect of modern evidence-based dental practice. Furthermore, it is essential that dentists maintain an up-to-date clinical and theoretical knowledge of the art and science of dentistry.

Thus, National Dental Associations were asked to provide information on Continuous Education in their countries. As per the replies from **88 countries**, Continuous Education is obligatory in **60 countries (68%)** and it is not obligatory in **28 (32%)**.



## Africa

CE is obligatory in 10 countries out of the 16 featured in the reports (62%), in 6 countries it is not obligatory (38%).

## Asia Pacific

CE is obligatory in 15 countries out of the 24 featured in the reports (62%), in 9 countries it is not obligatory (38%).

## Europe

CE is obligatory in 32 countries out of the 42 featured in the reports (76%), in 10 countries it is not obligatory (24%).

## Latin America

CE is obligatory in 1 country out of the 4 featured in the reports (25%), in 3 countries it is not obligatory (75%).

## North America

CE is obligatory in both countries featured in the reports (100%).

# Celebrating WOHD 2020

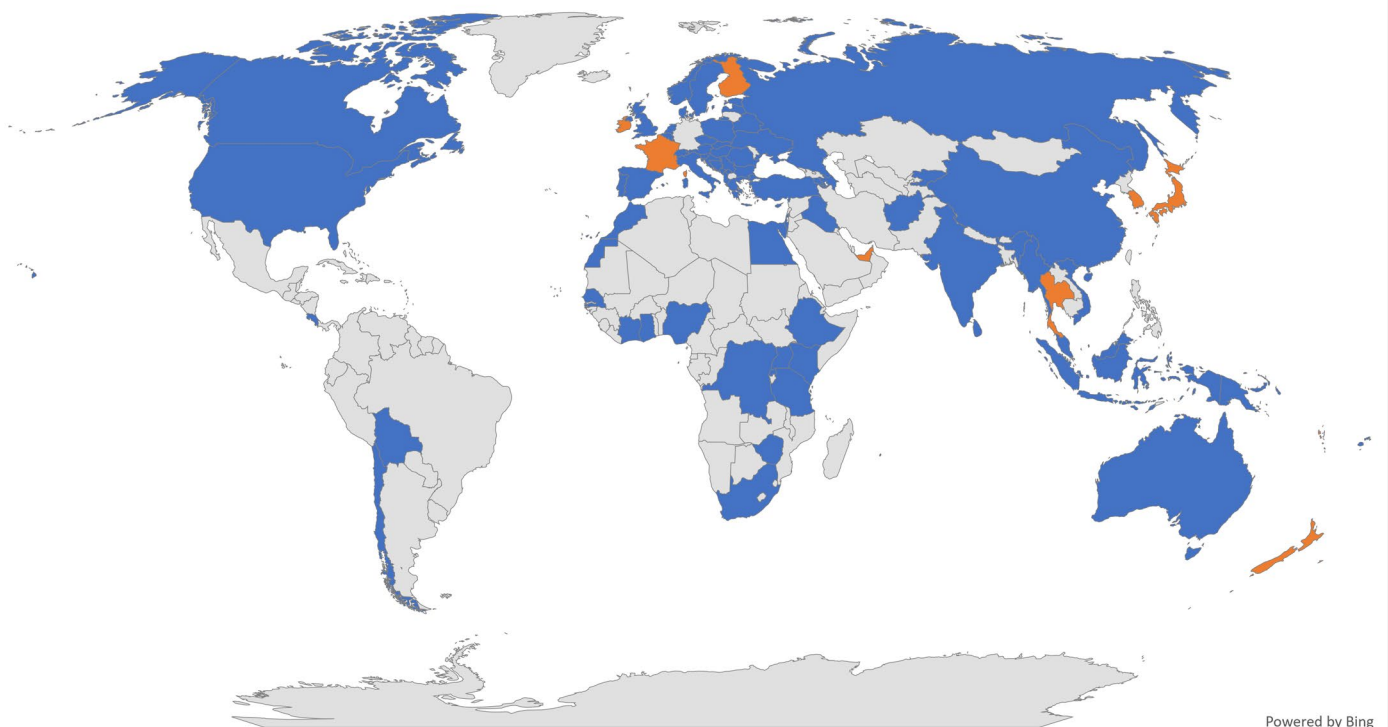
*(the list only includes the NDAs / countries which submitted the NLO Reports)*

World Oral Health Day (WOHD) is celebrated globally every year on 20 March and is the largest global awareness campaign on oral health. FDI leads World Oral Health Day and develops the campaign strategy and messaging, which are then rolled out through National Dental Associations.

Out of **93 NDAs** that replied to the corresponding question in their NLO reports, **82 NDAs** (88%) planned to celebrate 2020 WOHD according to their NLO reports, **11 NDAs** (12%) did not preview any 2020 WOHD celebrations

## WOHD 2020 celebrations were planned in 81 countries

■ Countries with planned WOHD activities ■ Countries with no planned WOHD activities



Powered by Bing  
© GeoNames, Microsoft, Navinfo, TomTom, Wikipedia

### Africa

WOHD celebrations were previewed by the NDAs in all the 15 countries featured in the reports (100%).

### Asia Pacific

NDAs from 17 countries out of the 23 featured in the reports previewed WOHD celebrations (74%), NDAs from 6 countries did not preview any celebrations (26%)

### Europe

NDAs from 43 countries out of the 48 featured in the reports (89%) previewed WOHD celebrations, NDAs from 5 countries did not preview any celebrations (11%)

### Latin America

WOHD celebrations were previewed by the NDAs in all the 4 countries featured in the reports (100%).

### North America

WOHD celebrations were previewed by the NDAs in both countries featured in the reports (100%).

## Recognized oral health professionals

*(the list only includes the NDAs / countries which submitted the NLO Reports)*

Oral Health professionals address broad issues in oral health care delivery all over the world. However, the lists of recognized healthcare professionals differ by country.

NDAs from **84 countries** reported on the recognized oral health professionals. The listing below contains the names of the professionals with the number of countries where they are recognized.

Dentist	74
Dental Technician	65
Dental Hygienist	44
Dental Assistant/Dental Nurse	26
Dental Therapist	26
Stomatologist	23
Oral and Maxillofacial Surgeon	15
Orthodontist	15
Pediatric Dentist	8
Prosthodontist	7
Denturist	6
Community Oral Health Officer	5
Periodontist	5
Odontologist	5
Dental Specialists	4
Dental Surgeon	3
Endodontist	3
Assistant Stomatologist	1
Esthetic Dentist	1
Implantologist	1